


Play is Powerful



BROUGHT TO YOU BY THE PPP COUNCIL

PPP February News

Fun at the Winter Potluck

Saturday, Jan 27th was a beautiful day for the winter potluck lunch and what a fun day it was. A large number of our families attended, making it the largest turn out for a potluck yet! There was so much great food we have decided to collect the recipes for a cook book (see page 4). It was also a wonderful opportunity to meet new families and visit with people in a relaxed way. Special thanks go to Bryna and Paula for organizing this event and all those who helped set up and take down the tables.



Please join us for a PPP Parent Education Event

Tuesday, Feb 13th at 7:00 pm

Peaceful Conflict Resolution and Rough and Tumble Play

An open discussion with our education consultant Debbie Wolfe.



A special thank you to Dr. Crystal Abernathy for hosting an informative discussion on nutritional supplements. Information printouts will be provided for those unable to attend



Dates to Remember

Thurs., Feb 1	Tuition Due & Open Registration Begins
Wed., Feb 7th	Open House 9:30 –11:00am
Mon., Feb 12th	Silent Auction Meeting 9:30am
Tue., Feb 13th	Parent Education Event 7:00pm
Fri., Feb 16th	NO SCHOOL 2's Class Teacher Conferences
Mon./Tue., Feb 19th & 20th	NO SCHOOL 3's and 4's Class Conferences
Wed., Feb 21st	Council Meeting 7:00pm

Classroom Notes



The 2's class has been exploring the new cave/space station, as described by Kenny. We have been enjoying the rocking boat and accompany our play with singing "Row, row, row your boat".

The change in pick up time has made a big difference in the class's overall experience. There are many more happy faces at the



The 3's class has been busy this month. As we continue with our usual activities, we have seen an increase in interest in the block area and some architectural marvels have emerged. Dress up also continues to be popular especially with the addition of "doctor wear". The big new thing going on this month has been woodworking. Right now the children are simply working on the basics of hammering a nail without hitting their fingers, but as they progress will be given more complicated problems of hammering two pieces of wood together, simple drilling and adding wire, beads and other found objects to their work.

On the playground the addition of the swings has given us the opportunity to work on the concept of taking turns. Our system is a clothespin that moves from name to name on a list in our room. The children are always interested in whose turn it is and if the clothespin is on their name yet.

Parents please be on time. We are having an increasing number of children coming to school later and later in the morning. Not only is the late child missing out on part of their school day, it can be disruptive and since we still have some separation issues in our room even upsetting to the children who are already settled in.



The month of January breezed by. We kept very busy and got to know our three new students Hezekiah, Morrighan and Alec. We welcome these new families to our school and the children to our class. Their curious, creative, imaginative personalities have been a wonderful addition to our classroom.

We are going into our 4th week of woodworking. It takes time mastering holding a nail in place and getting it pounded straight into the wood. We will move into nailing one piece of wood to another, attaching items such as lids, wire, rubber bands, keys, etc. As skills progress we will introduce new tools such as sandpaper, a hand saw and hand drill. If anyone is able to donate soft wood scraps, sandpaper or sanding blocks, jar lids, milk caps, wooden beads, old keys or anything that might be a fun addition to our woodworking, please save these items and send them in. Thank you to our parents for assisting. This is such a valuable experience for your children.

Creative role playing lately has included a doctor's office and lots of kitty cat and horse and rider play. Block building has become quite impressive. They are finding ways to support their tall structures to keep them from toppling over and embellishing with colored blocks and other items. One day, several children constructed a widescreen television (oh if only we had block TV's instead of the real ones!) Next time they ask to watch TV tell them to go build one! They also have constructed highways for the cars that stretch across the entire rug area. Can't wait to see what they come up with next!

Art has included mixing all the primaries and changing tints and hues by adding black or white. We save the created colors and reuse them another day. The color possibilities are endless. They have used many different sized brushes and scrapers to create strokes and textures. We have used cake tempera to paint woodworking and liquid water colors to create a tie-dyed effect on coffee filters. We have collaged with fabric, puzzle pieces, and animal pictures. We have begun pre-sewing with pipe cleaners, beads and plastic grids creating 3-D sculptural pieces.

We plan on taking on more cooking projects through the remainder of the year. We'll make our own butter and pancakes with the accompaniment of the books; *Mama Panya's Pancakes* and *The Story of Little Babaji*. Soon the weather will be warming up and it will be time to do some gardening. We will need bags of soil and seeds and welcome any donations and welcome any parents who would like to help with the gardening.


Why don't the children exchange Valentine's on Feb. 14th?



We believe holidays are best celebrated within the context of family, home and place of worship, where they can be honored with the respect they so richly deserve. Our classrooms are places where children of all beliefs, cultures and traditions come together to grow and learn while experiencing traditions common to all (i.e. The Candle Song).

In a society where holidays are surrounded by commercialism, let PPP be a respite for children (and adults!) from a frantic world that overwhelms us all.

We are a place where children are encouraged to express themselves using an array of colors and materials rather than colors and decorations dictated by the traditions of each holiday. We are a place where children can sing, tell stories, dress up, build blocks and cook without being confined to songs, stories and recipes of the "season". We are a place where the stories your children tell and the conversations they have about their own traditions will be listened to by caring and nurturing adults.



PPP
FIRST ANNUAL
CASH RAFFLE

AND THE WINNER IS.....

1st Prize - \$595 – Taro Ikagawa

(ticket sold by David Yoder – 2's class)

2nd Prize - \$357 – Krista Patterson

(ticket sold by Olivia Patterson – 3's class)

3rd Prize - \$238 – Ken Canavan, Sr.

(ticket sold by Kenny & Kayleigh Canavan – 2's & 3's class)

Congratulations to all our winners. Our raffle was a HUGE success! Together we earned **\$1,190** for our school! A special thanks to all the parents, teachers, and friends of PPP who sold tickets. We couldn't have done it without all of you.

FOURTH
ANNUAL
SILENT
AUCTION



Planning for our 2007 Silent Auction is well under way. Our next meeting is scheduled for Monday, February 12th at 9:30 am. We will be meeting at Paula Canavan's house. The Auction is the school's biggest fundraiser and we could still use a few helping hands. If you are interested in helping out in anyway please contact Paula Canavan at 704-717-0195 or email her at pjcanavan223@yahoo.com. We've received some great items already from the following companies:

Carolina Trail Golf	Charlotte Checkers,
Charlotte Knights	Charlotte Sports Center
NC Zoo	Children's Theatre of Charlotte
Irresistible Portraits	Lowes Motor Speedway
Zuma Fun Center	Pampered Chef
Ray's Splash Planet	Riverbanks Zoo
Total Wine	Tweetsie Railroad

Guidelines for Woodworking

- Wear goggles at all times, adult helper and children.
- Never leave a child unattended, even for a second.
- When the child has finished, make sure that their name is on the piece.
- Additional supplies are inside the woodworking bench, (a teacher has the key).
- Start simple, nails, wood, hammer, goggles.
- Check all nails when children are finished, if loose, give a good "whack" with the hammer and tighten nails.
- The adult is there to make sure that each child is handling the tools in a safe manner.
- Assist only when necessary: Such as helping them get the nail started or helping them hold the tools properly or safely, and instruction on how to use the tools.
- If a child asks the adult to build something for them, let them know that this is their opportunity to build something all by themselves. Offer to hold the wood or the nail, but do not take over and build for them. If they become frustrated tell them to stop and think of a different way that they might do it.
- The adult is there to watch and encourage. Let the children explore, make mistakes, make discoveries, and find solutions.
- Resist the urge to answer their questions by letting them find the answer themselves. Ask them what they think before telling them the answer.




A story about working with children in the woodworking shop at Open Door School.

Alice was busy helping in the woodworking shop. A child asked her what that was on the floor underneath the vice where he was sawing a piece of wood. She was very busy with another child and did not answer right away. The child continued to saw and watch his work. A few minutes later, he said, "I know, I know, it is the crumbs from the wood." Had Alice answered right away, she would have not given the child the opportunity to really watch, think, and learn from what he was doing.

This is a story that Sue Riley shared with us over the years. It is a perfect example of how to stand back a little and give children the gift of time to learn from discovery. If a child asks a specific question, think about giving them the gift of time, allow them to discover. Ask open-ended questions in response. What do you think that it is? What do you want it to be? How would you do that? It is your work, if I do it, it would be mine. We all want independent thinkers and learners and this is one more opportunity to help them become that. Let the work be their work. Enjoy watching them learn, grow, and discover life!

Play is Powerful



BROUGHT TO YOU BY THE PPP
COUNCIL

Piedmont Progressive Preschool
9704 Mallard Creek Rd
Charlotte, NC 28262

Phone: 704-510-1022
www.progressivepreschool.org

Play is Powerful.

Inclement Weather

Please remember:

If CMS closes or
delays school, PPP is
closed as well.

Welcome to **Kris Jameson**, who volunteered to take over the secretary position on the PPP Council for the remainder of the year!

Tax Time

When doing your taxes, you may find it helpful to have our non-profit tax ID number. Our number is 56-2271455. Anything you have donated can be a tax deduction and some parents who work may be able to claim tuition as a deduction also. Check with your tax consultant if you have questions.

Fees and Forms

Remember that registration forms for next year are due along with a deposit fee of \$75, in order to hold your child's spot for next year. Let us know if you need an extra form.

Campbell Soup Labels

Please remember when clipping Campbell's labels to include the UPC code. We cannot get credit for any label without a code.

Book Donations

If you have read a book about parenting or education that you would like to share, please consider donating it to the school. We would like to establish a lending library and could use your help in doing so.

Council Members

Tracy Hensley	Co-Chair (Fundraising Lead)	704-509-9261
Susan Thompson	Co-Chair (Advertising Lead)	704-499-5566
Kris Jameson	Secretary	704-248-6060
Krista Patterson	Newsletter	704-948-5583
Sibyl Wessler	Parent Representative	704-549-4895
Suzie Gruber	Parent Volunteer Coordinator	704-688-6879
Paula Canavan	Silent Auction Lead	704-717-0195
Susan Burns	At Large	704-535-4990
Sharon King	Director	704-948-8293

Recipe Exchange



If you attended the potluck last week, you know what great cooks your fellow PPP parents are. The recipes are always in demand after an event and Kim Hoover has volunteered to organize them into a recipe booklet.

If you have a recipe to share, please email it to Kim at kimph@mac.com.

Teacher Conferences

Teacher conferences are coming up this month. These conferences will be held with both teachers and it will be an opportunity to discuss how your child is progressing. Any questions or concerns can be addressed at this meeting as well.

Sign up sheets will be posted on the classroom door. In keeping with our school's dedication to having these types of discussions without little listening ears, it will be a good idea to have childcare arranged for your young ones. Buddy-up with another family for an hour on the playground and it will help this process go smoothly for all. **Be sure to make these arrangements with other parents prior to the conferences.**

The schedule is as follows:

2's class	Feb 16th
3's and 4's classes	Feb 19th & 20th

Classroom Needs

The school is in need of a new swing and a trapeze bar (the kind that hangs from a swing chain). Items for the classrooms include digital camera, nails with large heads, soft scrap wood, tissues, potting soil, ground corn husks (available at pet shops) and play sand.